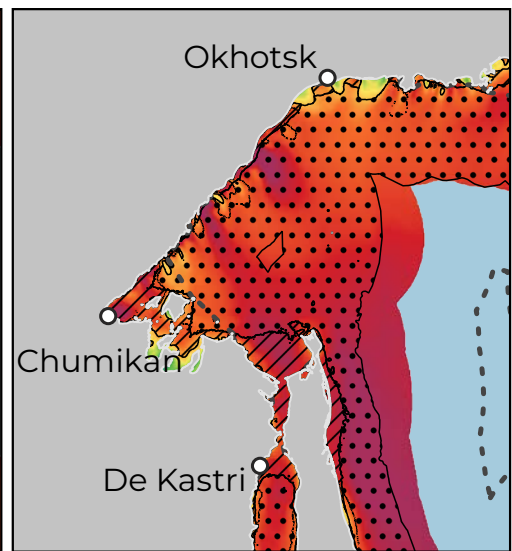
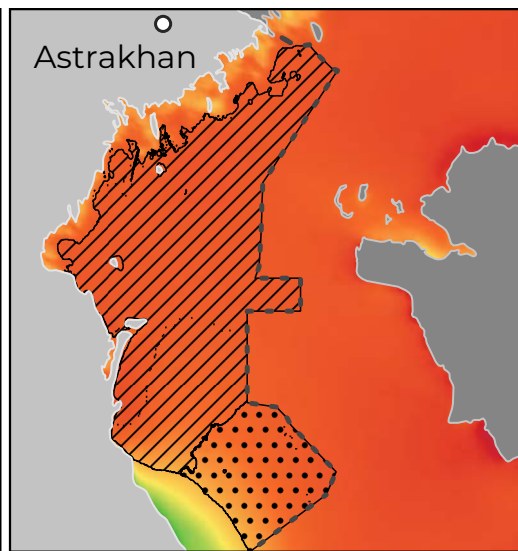





# Offshore Wind Technical Potential in Russia

RISE RE

Score: 61

Fixed: 5,558 GW || Floating: 7,815 GW || Total: 13,373 GW



-  Fixed (water depth < 50m)
-  Floating (water depth < 1000m)
-  Exclusive Economic Zone (EEZ)

WS (m/s)



This map shows the estimated technical potential for fixed and floating offshore wind in Russia in terms of installed power capacity in megawatts (MW) within 200 kilometers of the shoreline. It is provided by the Global Wind Energy Council (GWEC) with funding from the Ocean Renewable Energy Action Coalition (OREAC), to support the UN High Level Panel for a Sustainable Ocean Economy (Ocean Panel). For more information visit: <https://gwec.net/oreac/>.

Fixed and floating foundation datasets and methodology was developed by the Energy Sector Management Assistance Program (ESMAP), a donor-trust fund administered by the World Bank Group. For more information and to obtain maps for WBG client countries please visit: <https://esmap.org/offshore-wind>. The wind resource data is sourced from the Global Wind Atlas and depicts the wind resource at 100m hub height at 250m resolution based on the latest input datasets and modeling methodologies. For more information visit: <https://globalwindatlas.info>. For further details on the RISE RE score provided please visit: <https://rise.esmap.org/>. GWEC, OREAC, The World Bank Group and ESMAP do not guarantee the accuracy of this data and accept no responsibility whatsoever for any consequence of their use.